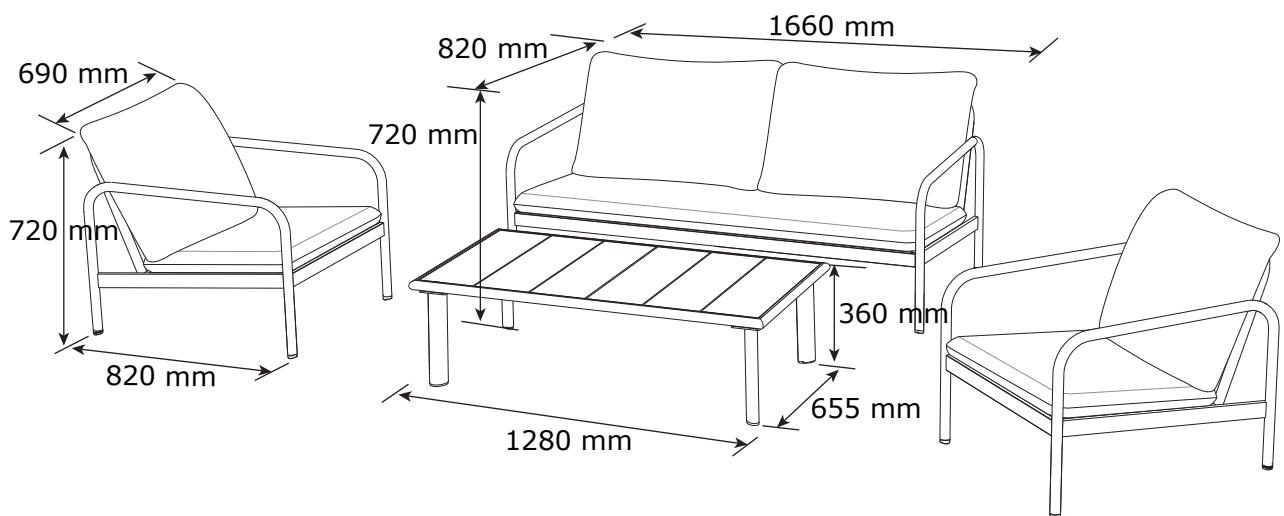


TEGLUM

137141/910-256-1207



FR
Donnez ou recyclez
vos meubles.



Association

ou



Magasin

ou



Déchèterie

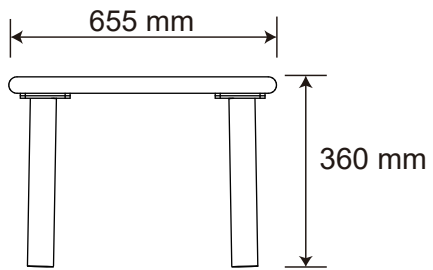
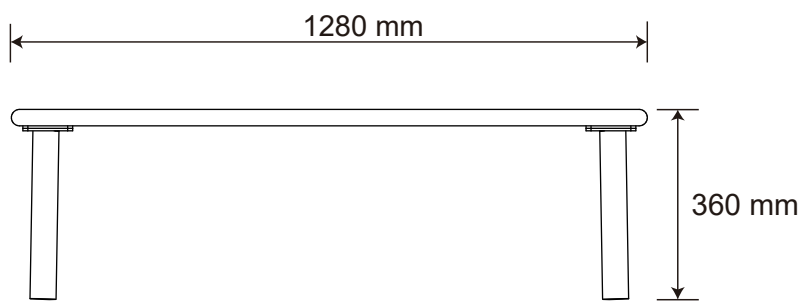
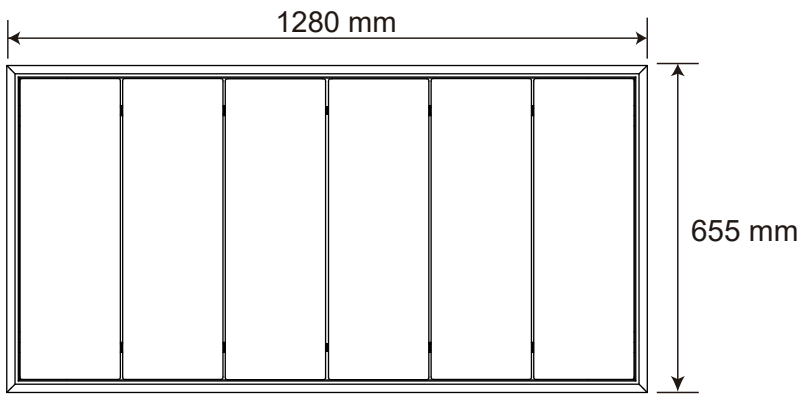
<https://quefairedemesdechets.fr>

04.09.2025-Rev.2

1/23



JYSK.com



EN: *IMPORTANT, RETAIN FOR FUTURE REFERENCE: READ CAREFULLY.*

FR: *IMPORTANT, À CONSERVER POUR TOUTE CONSULTATION ULTÉRIEURE: LIRE ATTENTIVEMENT.*


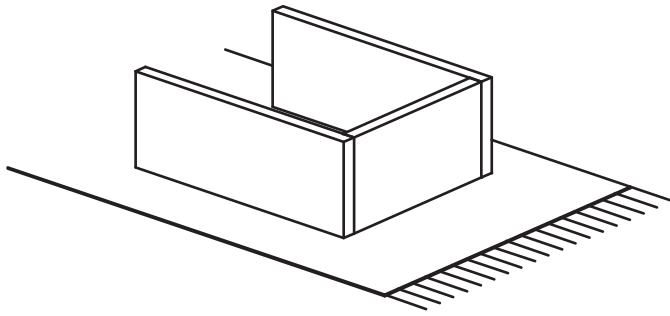
LV: *SVARĪGI, SAGLABĀJIET TURPMĀKAI UZZIŅAI: RŪPĪGI IZLASIET.*

LT: *SVARBU, PASILIKITE ATEIČIAI, ATIDŽIAI PERSKAITYKITE.*

EE: *TÄHTIS! HOIDKE EDASPIDISEKS KASUTAMISEKS ALLES MÄRKUS.
LUGEGE TÄHELEPANELIKULT.*

RU: *ВАЖНАЯ ИНФОРМАЦИЯ, СОХРАНИТЕ ДЛЯ ДАЛЬНЕЙШЕГО ИСПОЛЬЗОВАНИЯ.
ПРОЧТИТЕ ВНИМАТЕЛЬНО.*





EN: WARNING TO AVOID SCRATCHES!

In order to avoid scratching this furniture should be assembled on a soft layer - could be a rug.

FR: AVERTISSEMENT POUR ÉVITER LES RAYURES

Afin d'éviter les rayures, ce meuble doit être monté sur une surface souple (un tapis, par exemple).

LV: BRĪDINĀJUMS PAR SKRĀPĒJUMIEM!

Lai nesaskrāpētu šo izstrādājumu, veiciet montāžu uz mīkstas pamatnes, piemēram, paklāja.

LT: ĮSPĖJIMAS, KAD IŠVENGTUMĖTE ĮBRĖŽIMŲ!

Šio baldo nesubraižysite, jei jį surinksite ant švelnaus paviršiaus, pavyzdžiui, kilimo.

EE: HOIATUS KRIIMUSTUSTE VÄLTIMISEKS!

Kriimustuste tekkimise vältimiseks mööblile tuleb see kokku panna pehmel pinnal, nt kaltsuvaibal.

RU: ПРЕДУПРЕЖДЕНИЕ ОТНОСИТЕЛЬНО ЦАРАПИН!

Во избежание нанесения царапин, сборку этой мебели необходимо выполнять на мягкой поверхности, например на ковре.



EN: *IMPORTANT!*

It is important that any product which is assembled using any kind of screw is re-tightened 2 weeks after assembly, and once every 3 months - in order to assure stability through-out the lifespan of the product.

FR: *IMPORTANT*

Il est important que tout produit monté à l'aide de vis soit resserré 2 semaines après son montage, puis tous les 3 mois, afin de garantir sa stabilité durant tout son cycle de vie.

LV: *SVARĪGI!*

Ir svarīgi, lai jebkuram produktam, kas tiek uzstādīts ar jebkādu skrūvju palīdzību, skrūves tiktu atkārtoti pievilktas 2 nedēļas pēc montāžas, pēc tam – reizi 3 mēnešos, tā nodrošinot stabilitāti visā izstrādājuma kalpošanas laikā.

LT: *SVARBU!*

Bet kokį varžtais tvirtinamą gaminį 2 savaites po surinkimo bei kas 3 mėnesius reikia papildomai suveržti – taip užtikrinamas naudojamo gaminio stabilumas.


EE: *TÄHTIS!*

Oluline on, et toote kruvisid pingutataks 2 nädalat pärast kokkupanekut ja seejärel iga 3 kuu järel, et tagada stabiilsus kogu toote eluea jooksul.

RU: *ВАЖНО!*

В любом изделии, собранном с использованием винтов любого типа, необходимо через 2 недели после сборки и в дальнейшем каждые 3 месяца подтягивать винты, чтобы обеспечить прочность изделия в течение срока эксплуатации.





EN: Storage of garden furniture and garden products

The best way to extend the life of your garden product is to clean it regularly and before storage. Store the product in a cool, dry and ventilated place indoors or covered when the temperature is below 5 degrees Celsius or when weather conditions require it.

FR: Rangement du mobilier de jardin et des articles de jardin

Afin de prolonger la durée de vie de votre article de jardin au maximum, il est conseillé de le nettoyer régulièrement, notamment avant de le ranger.

Conservez le produit dans un endroit frais, sec et ventilé à l'intérieur ou couvert quand la température est inférieure à 5 degrés Celsius ou quand les conditions météorologiques l'exigent.

LV: Dārza mēbeļu un dārza priekšmetu uzglabāšana

Labākais veids, kā paildzināt dārza priekšmetu ekspluatācijas laiku – regulāri un pirms uzglabāšanas tos tīrīt.

Ja temperatūra ir zemāka par 5 grādiem pēc Celsija vai ja to prasa laikapstākļi, uzglabājiet produktu vēsā, sausā un vēdināmā vietā telpās vai nosegtā veidā.

LT: Sodo baldų ir sodo gaminių laikymas

Kad sodo gaminy s ilgiau tarnautų, reikia jį reguliariai valyti, taip pat nuvalyti prieš sandėliavimą. Gaminį laikykite vėsioje, sausoje ir vėdinamoje patalpoje arba uždengtą lauke, kai temperatūra žemesnė nei 5 laipsniai Celsijaus arba priklausomai nuo oro sąlygų.

EE: Aiamööbli ja -toodete hoiustamine

Parim viis oma aiatoote kasutusea pikendamiseks on seda regulaarselt ja enne hoiustamist puhastada. Hoiustage toodet jahedas, kuivas ja ventileeritud kohas siseruumides või kaetuna, kui temperatuur on alla 5 °C või kui ilmastikutingimused seda nõuavad.

RU: Хранение садовой мебели и садовых изделий

Лучшим способом продления срока службы ваших садовых изделий является их регулярная очистка перед хранением.

Храните изделия в прохладном, сухом и проветриваемом помещении или в чехле, если температура ниже 5 градусов Цельсия или этого требуют погодные условия.



EN: GENERAL INSTRUCTION FOR FURNITURE WITH FABRIC!

Wipe clean with a damp cloth. Use only clean water.

Dust and dirt can be vacuum cleaned or wiped with a clean soft cloth.

Do not use detergents, solvents or other chemicals on fabric as this may cause discoloration.

However, certain removable fabrics may be washed, but in such cases there will ALWAYS be a washing instruction on the fabric.

FR: INSTRUCTIONS GÉNÉRALES POUR LE MOBILIER EN TISSU!

Nettoyez à l'aide d'un chiffon humide. N'utilisez que de l'eau claire.

La poussière et la saleté peuvent être aspirées ou essuyées à l'aide d'un chiffon doux et propre.

N'utilisez aucun détergent, solvant ou autre produit chimique sur le tissu, car ceci pourrait le décolorer.

Cependant, certains tissus amovibles peuvent être lavés, mais dans ce cas le tissu comportera

TOUJOURS des instructions de lavage.

LV: VISPĀRĪGI KOPŠANAS NORĀDĪJUMI MĒBELĒM AR AUDUMU!

Noslaukiet ar mitru drānu. Izmantojiet tikai tīru ūdeni.

Putekļus un netīrumus var notīrīt ar putekļusūcēju vai noslaucīt ar mīkstu drānu.

Auduma tīrīšanai neizmantojiet mazgāšanas līdzekļus, šķīdinātājus vai citas ķīmikālijas, jo auduma krāsa var izbalēt.

Atsevišķus noņemamos audumus var mazgāt, taču tad uz auduma VIENMĒR būs sniegti kopšanas norādījumi.

LT: BENDROSIOS INSTRUKCIJOS BALDAMS PADENGTIEMS AUDINIUI!

Švariai nušluostykite drėgna šluoste. Naudokite tik švarų vandenį.

Dulkės ir nešvarumai gali būti susiurbti arba nuvalyti švaria, minkšta šluoste.

Nenaudokite detergentų, tirpiklių ar kitų chemikalų audiniams, nes šie gali sukelti spalvos išblukimą.

Visgi, kai kurie nuimami audiniai gali būti skalbiami, bet tokiais atvejais ant audinio etiketės VISADA turi būti pateiktos skalbimo instrukcijos.

EE: ÜLDISED JUHISED KANGAGA MÖÖBLI JAOKS!

Puhastage niiske lapiga. Kasutage ainult puhast vett.

Tolmu ja mustust saab eemaldada tolmuimejaga või ära pühkida puhta pehme lapiga.

Ärge kasutage kangal pesuvahendeid, lahusteid või muid kemikaale, kuna see võib põhjustada värvimuutusi.

Küll aga võib teatud eemaldatavaid kangaid pesta, kuid sellisel juhul on kanga küljes ALATI pesujuhend.

RU: ОБЩИЕ УКАЗАНИЯ ПО УХОДУ ЗА МЕБЕЛЬЮ С ОТДЕЛКОЙ ИЗ ТКАНИ!

Очистите изделие чистой влажной тряпкой. Используйте только чистую воду.

Пыль и грязь можно удалять пылесосом или чистой мягкой тряпкой.

Не наносите моющие средства, растворители или другие химические вещества на ткань, поскольку они могут привести к вымыванию цвета.

Некоторые съемные элементы из ткани можно стирать. В таких случаях к ткани ОБЯЗАТЕЛЬНО прилагается инструкция по стирке.

EN: WARNING FOR SEATING FURNITURE!

Tested for 110 kg. per seat.

FR: AVERTISSEMENT POUR LE MOBILIER D'ASSISE!

Testé pour un poids de 110 kilos par assise.

LV: BRĪDINĀJUMS SĒDMĒBELĒM!

Testēts uz 110 kg (katrai sēdvietai).

LT: PERSPĖJIMAS DĖL BALDŲ, ANT KURIŲ SĖDIMA!

Išbandyta esant 110 kg apkrovai vienai vietai.

EE: HOIATUS TOOLI KASUTAMISE KOHTA!

Testitud 110 kg kaalu puhul istekoha kohta.

RU: ПРЕДУПРЕЖДЕНИЕ ДЛЯ МЯГКОЙ МЕБЕЛИ!

Максимально допустимый вес — 110 кг (на каждое место).



EN581		
		
✓	✓	✗

EN: *Domestic use.*

FR: *Pour la maison.*

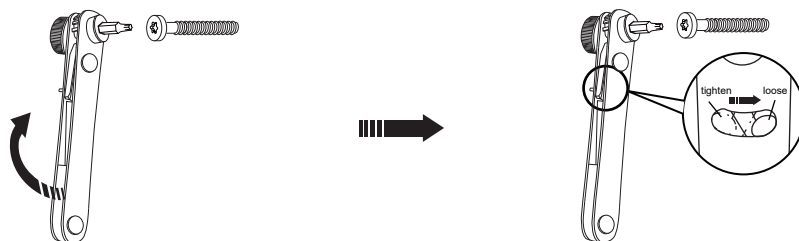
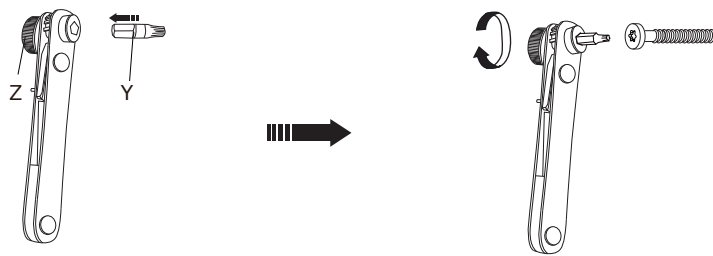
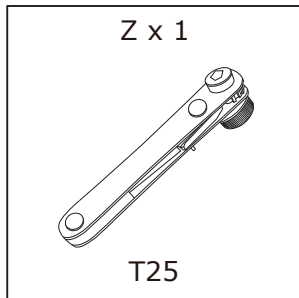
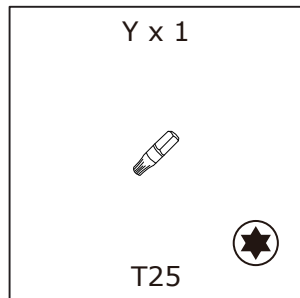
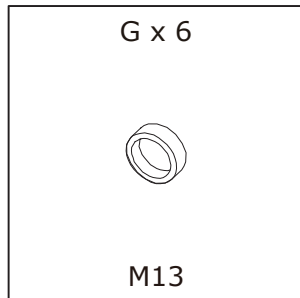
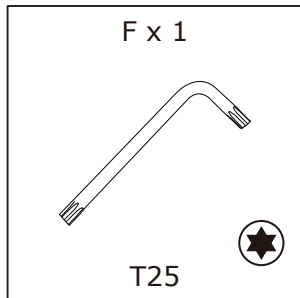
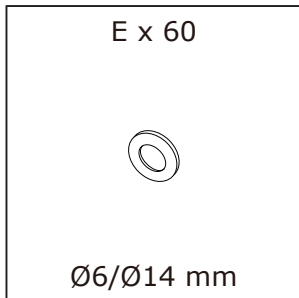
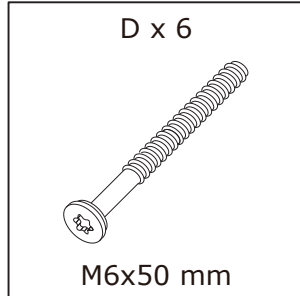
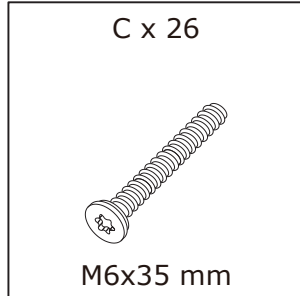
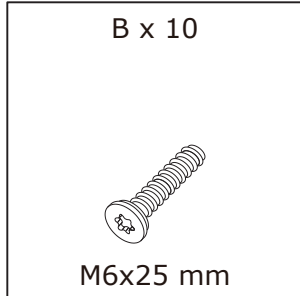
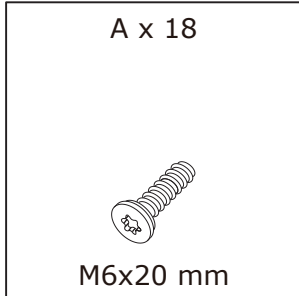
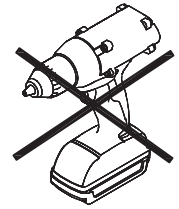
LV: *Lietošanai mājas apstākļos.*

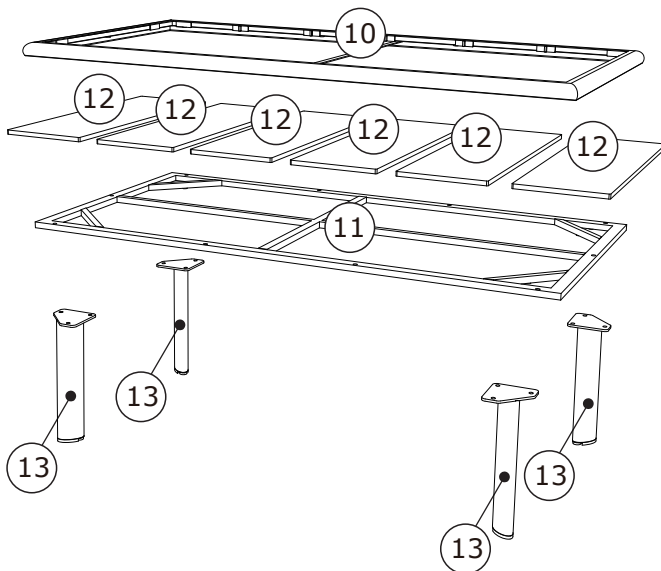
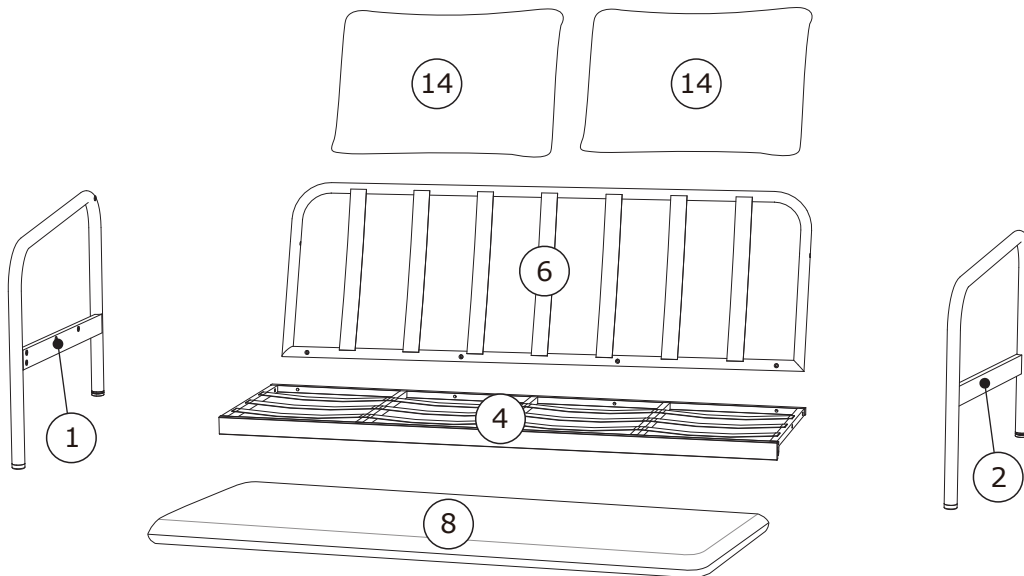
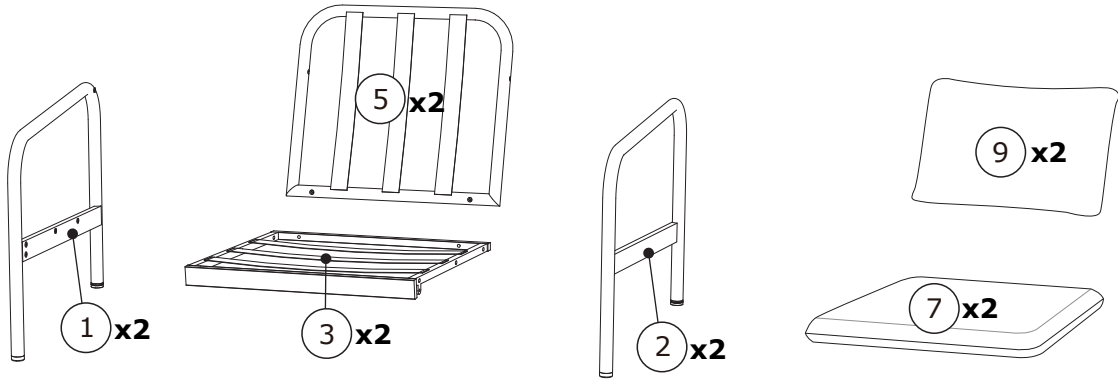
LT: *Skirta naudoti namų sąlygomis.*

EE: *Kodus kasutamiseks.*

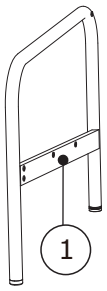
RU: *Для домашнего использования.*



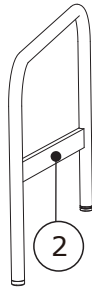




Box 1/3:



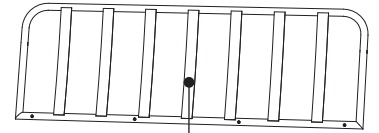
814x568x32 mm



814x568x32 mm



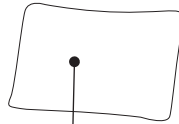
1600x596x50 mm



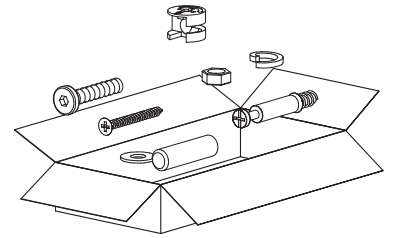
1596x542x32 mm



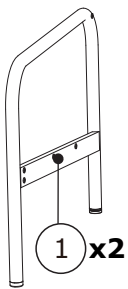
1610x640x120 mm



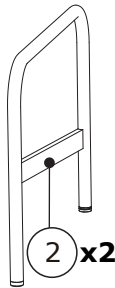
810x510x200 mm



Box 2/3:



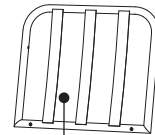
814x568x32 mm



814x568x32 mm



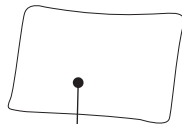
630x596x50 mm



626x542x32 mm

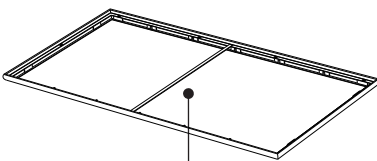


660x640x120 mm

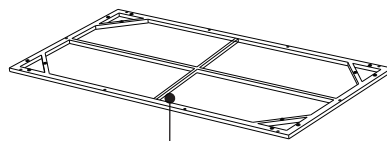


670x510x200 mm

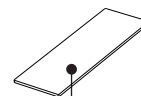
Box 3/3:



1280x655x30 mm



1262x635x20 mm








600x200x10 mm






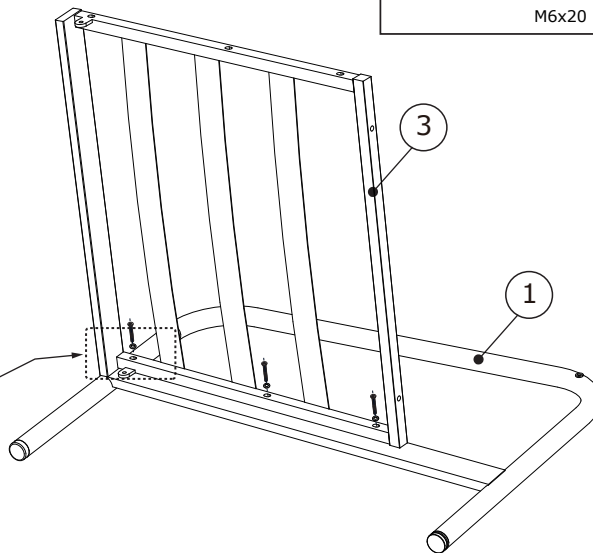
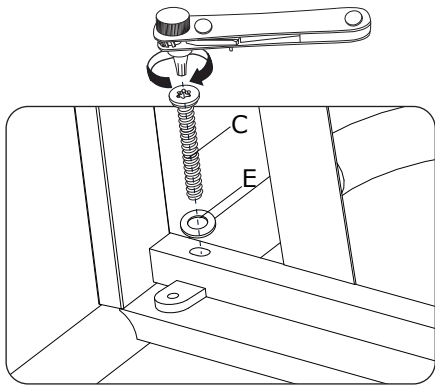
320x133x94 mm

1

C x 6  M6x35 mm	E x 6  Ø6/Ø14 mm	F x 1  T25	Y x 1  T25	Z x 1  T25	
--	---	---	---	---	--






80%

A 	B 	C 
	M6x20 mm	M6x25 mm






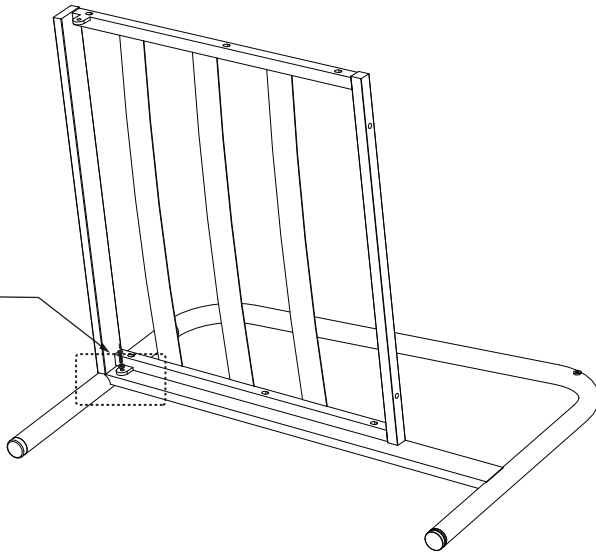
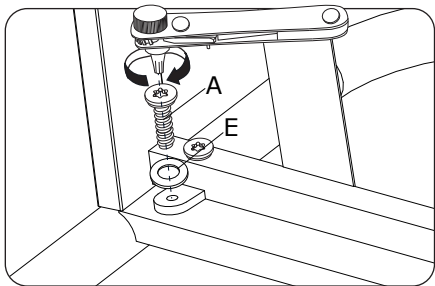
x2

2

A x 2  M6x20 mm	E x 2  Ø6/Ø14 mm	F x 1  T25	Y x 1  T25	Z x 1  T25	
--	---	---	---	---	--






80%

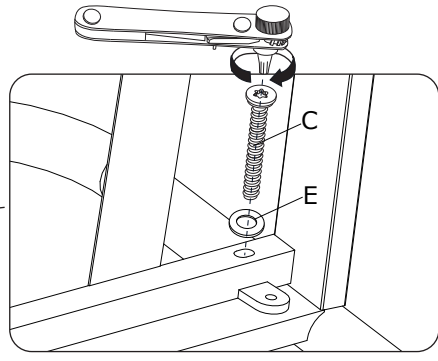
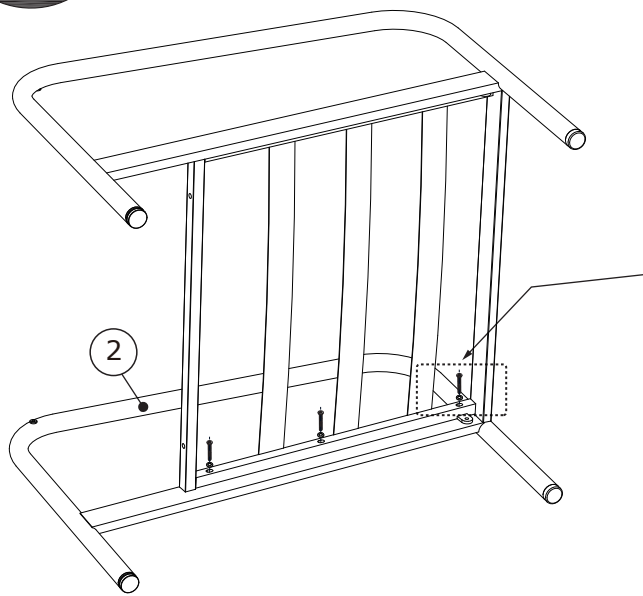
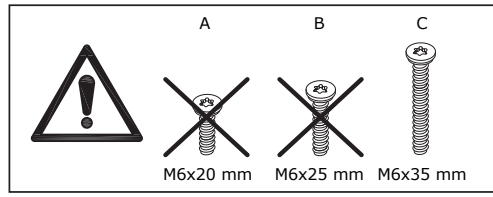
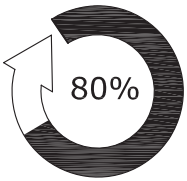
A 	B 	C 
M6x20 mm	M6x25 mm	M6x35 mm



x2






3

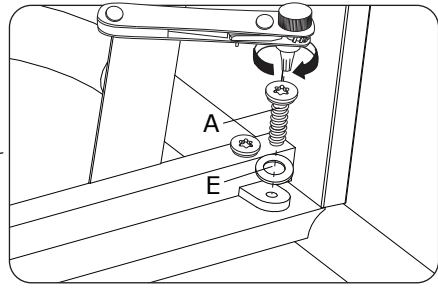
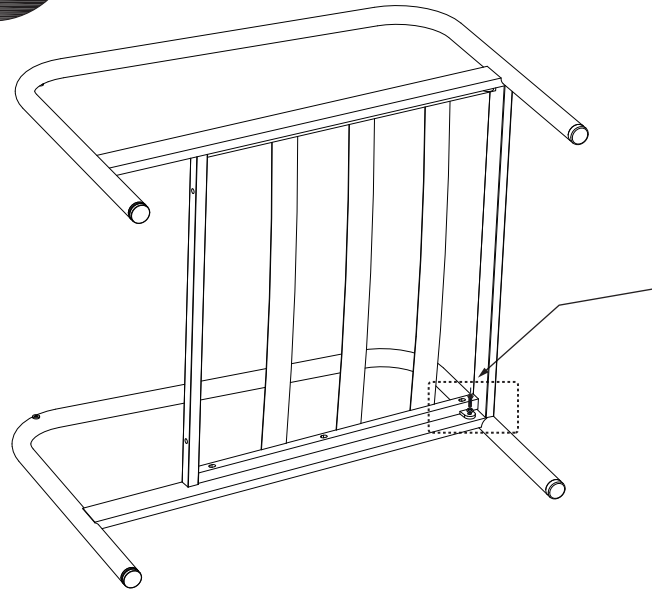
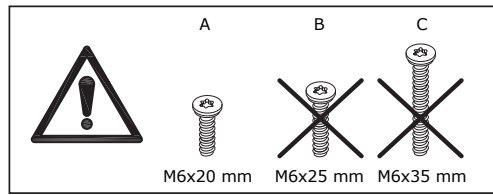
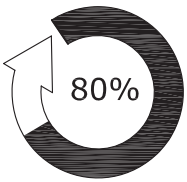
C x 6  M6x35 mm	E x 6  Ø6/Ø14 mm	F x 1  T25	Y x 1  T25	Z x 1  T25	
--	---	---	---	---	--



x2






4

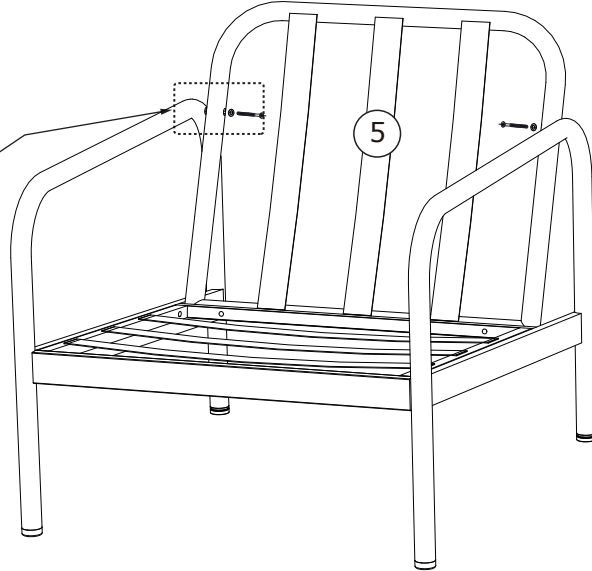
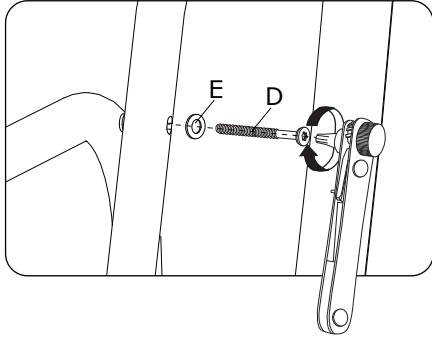
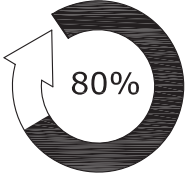
A x 2  M6x20 mm	E x 2  Ø6/Ø14 mm	F x 1  T25	Y x 1  T25	Z x 1  T25	
--	---	---	---	---	--



x2






5

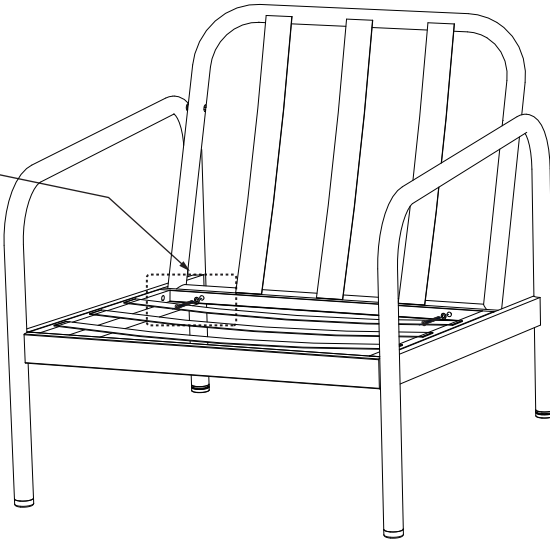
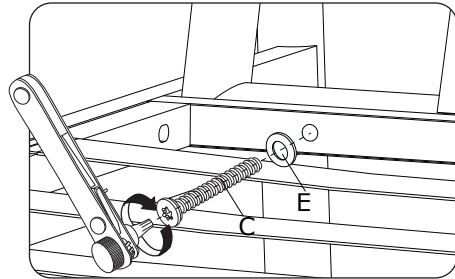
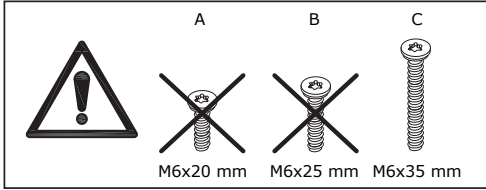
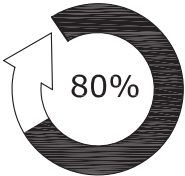
D x 4  M6x50 mm	E x 4  Ø6/Ø14 mm	F x 1  T25	Y x 1  T25	Z x 1  T25	
--	---	---	---	---	--



x2




6

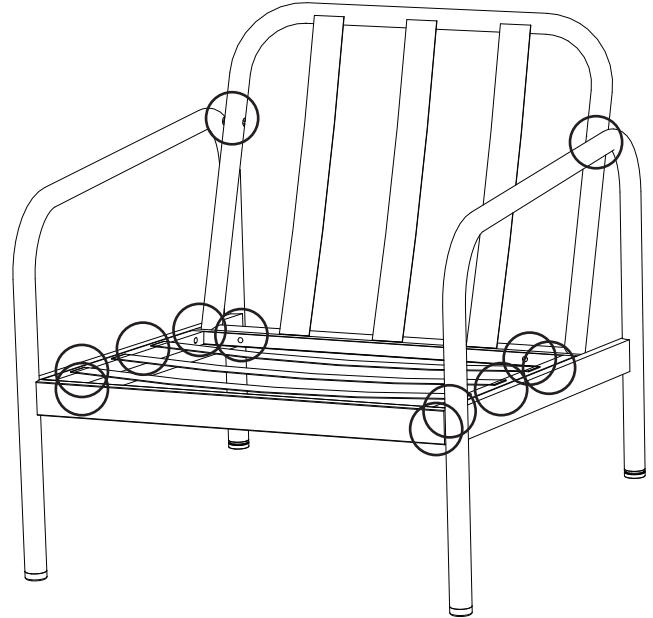
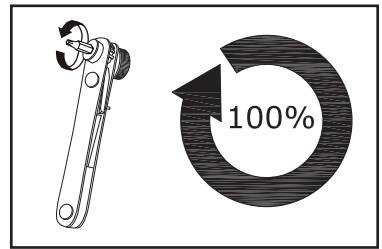
C x 4  M6x35 mm	E x 4  Ø6/Ø14 mm	F x 1  T25	Y x 1  T25	Z x 1  T25	
--	---	---	---	---	--



x2

7

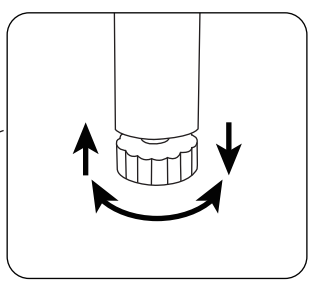
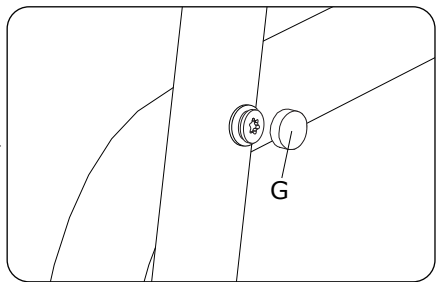
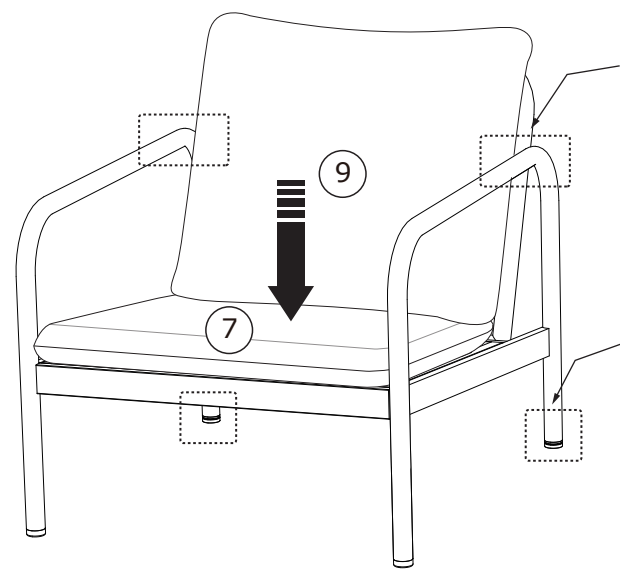
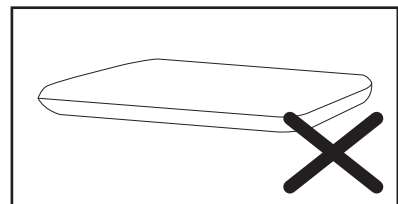
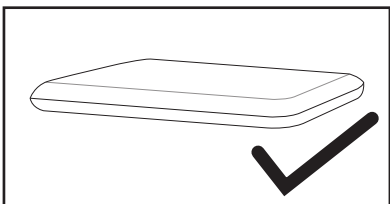
F x 1  T25	Y x 1  T25	Z x 1  T25
---	---	---



x2






8

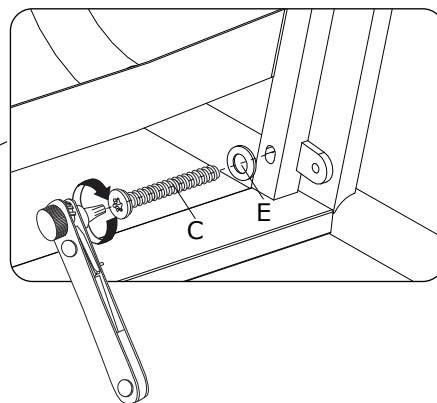
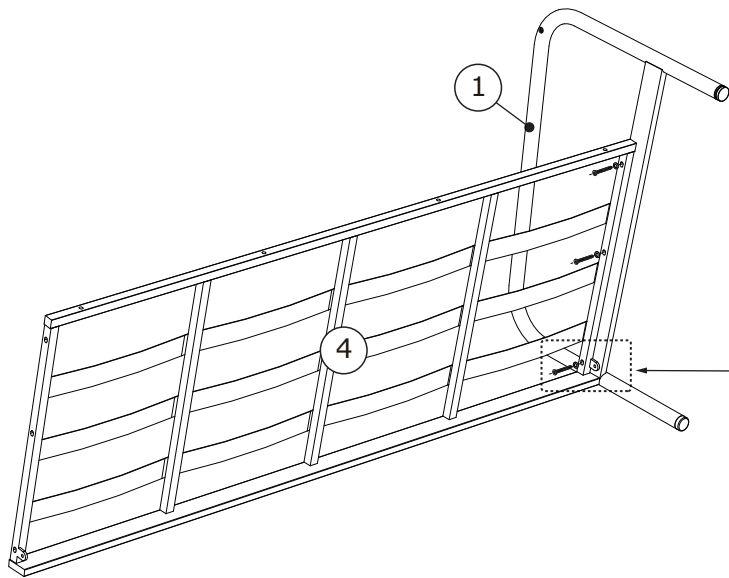
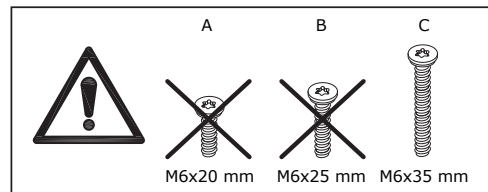
G x 4  M13	
---	--








x2

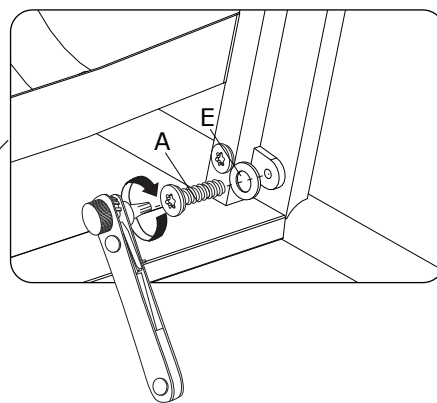
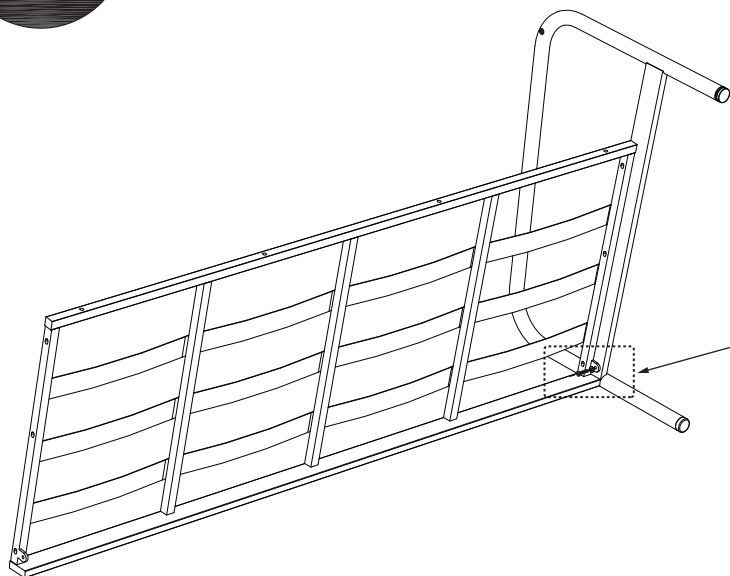
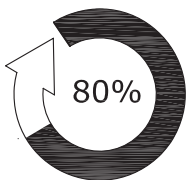
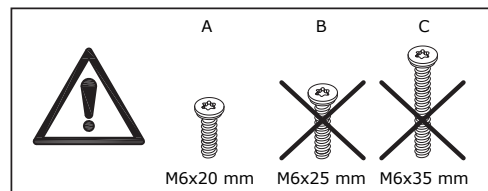
9

C x 3  M6x35 mm	E x 3  Ø6/Ø14 mm	F x 1  T25	Y x 1  T25	Z x 1  T25	
--	---	---	---	---	--








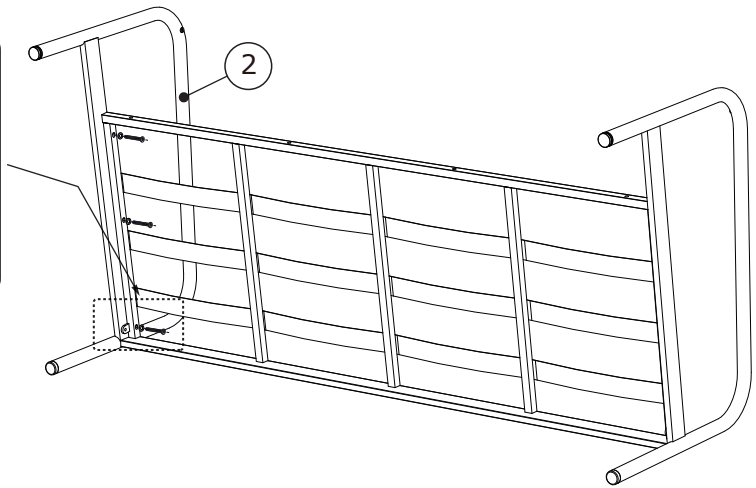
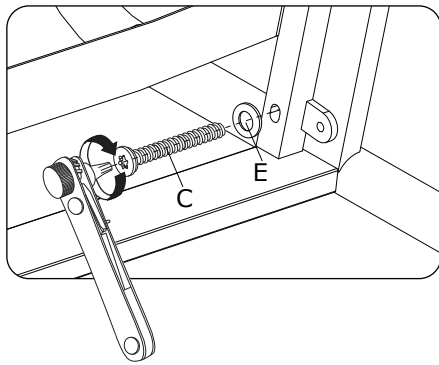
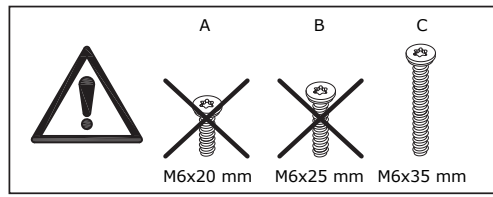
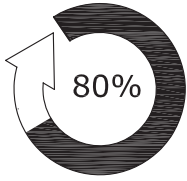
10

A x 1  M6x20 mm	E x 1  Ø6/Ø14 mm	F x 1  T25	Y x 1  T25	Z x 1  T25	
--	---	---	---	---	--








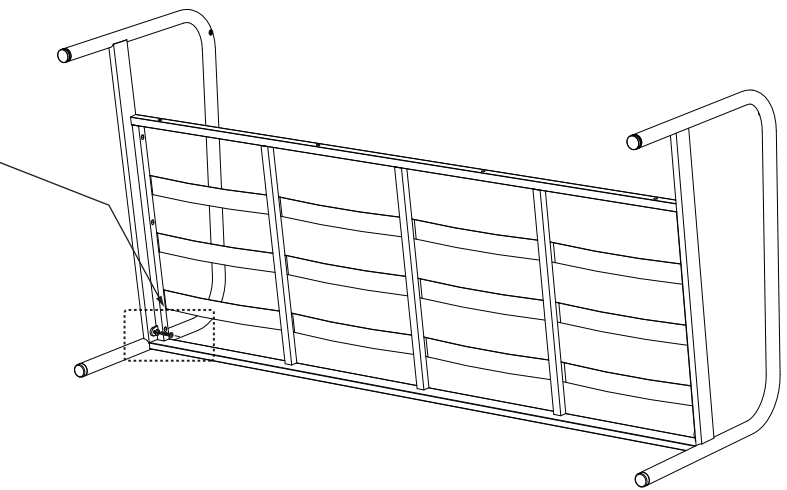
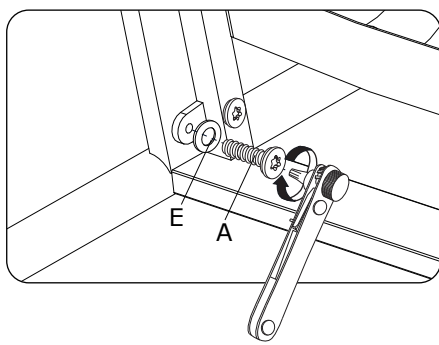
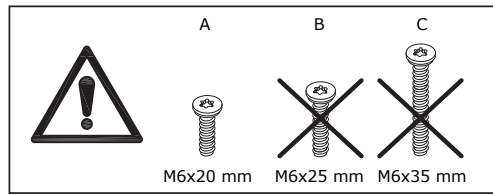
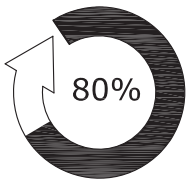
11

C x 3  M6x35 mm	E x 3  Ø6/Ø14 mm	F x 1  T25	Y x 1  T25	Z x 1  T25	
--	---	---	---	---	--



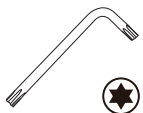




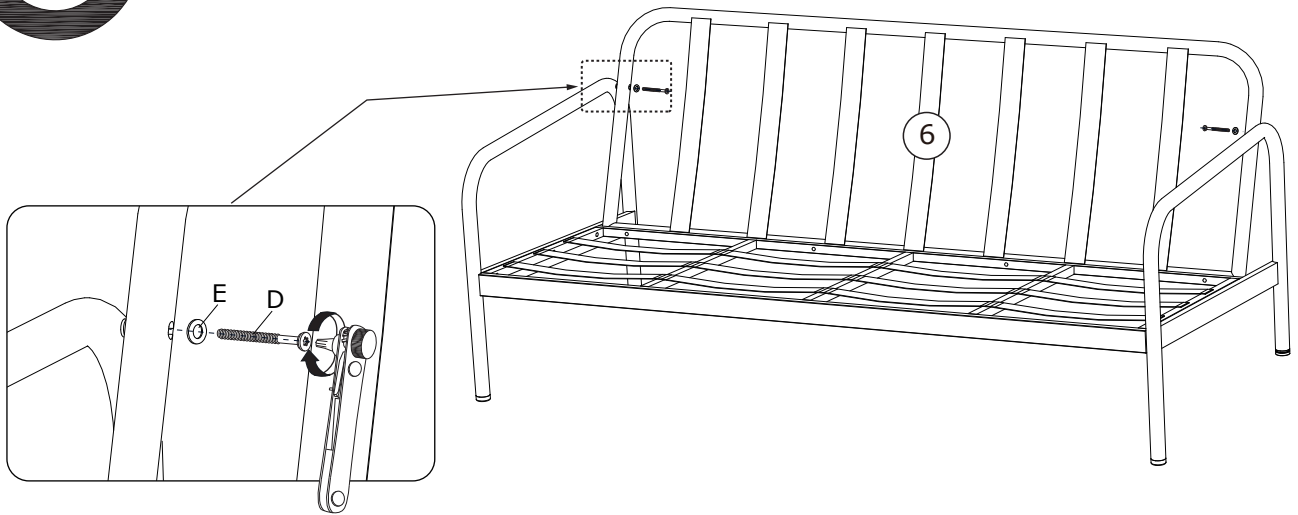
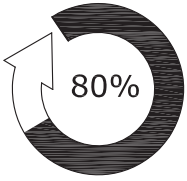
12

A x 1  M6x20 mm	E x 1  Ø6/Ø14 mm	F x 1  T25	Y x 1  T25	Z x 1  T25	
--	---	---	---	---	--



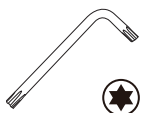




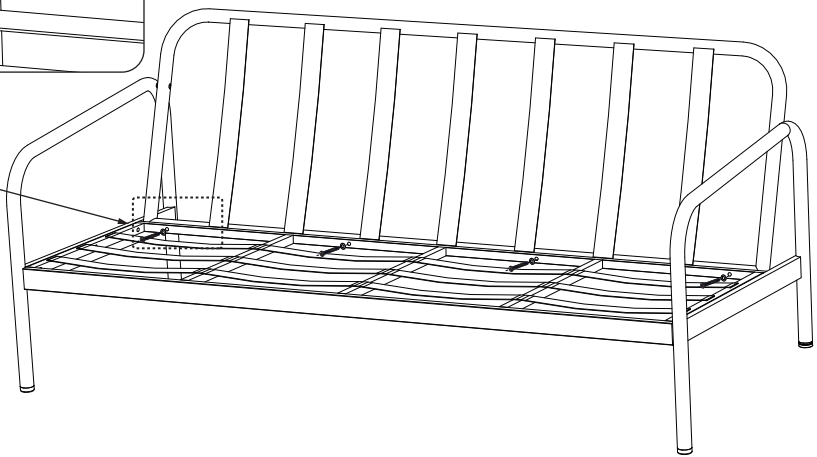
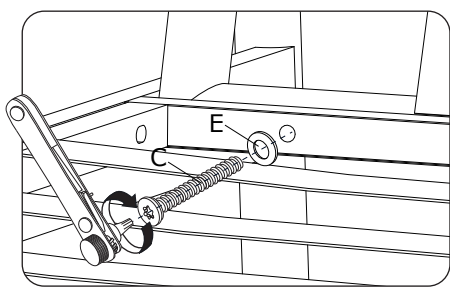
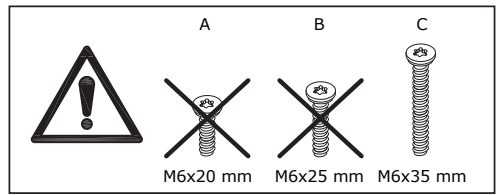
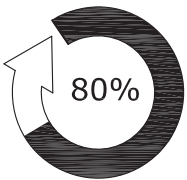
13

D x 2  M6x50 mm	E x 2  Ø6/Ø14 mm	F x 1  T25	Y x 1  T25	Z x 1  T25	
--	---	---	---	---	--







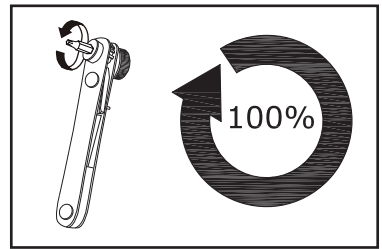
14

C x 4  M6x35 mm	E x 4  Ø6/Ø14 mm	F x 1  T25	Y x 1  T25	Z x 1  T25	
--	---	---	---	---	--



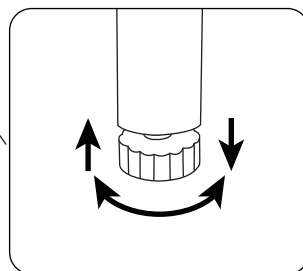
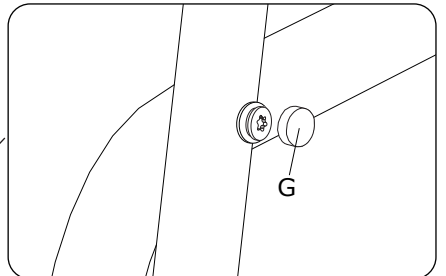
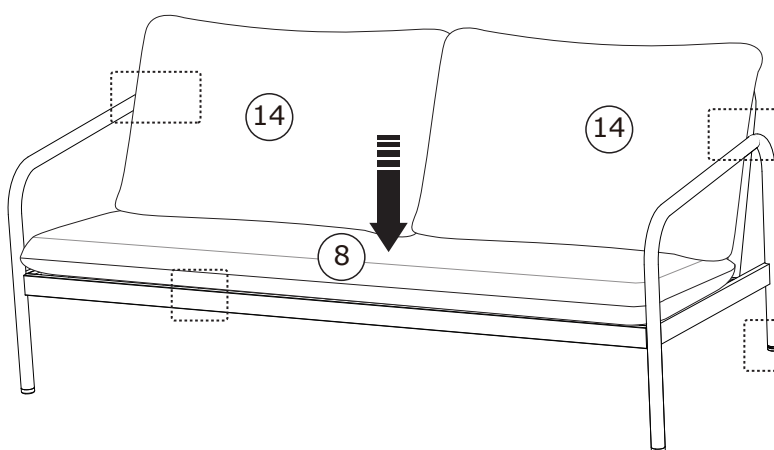
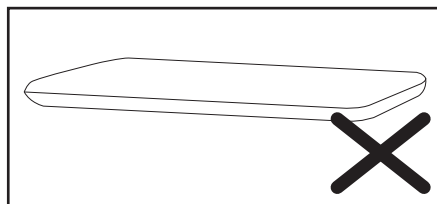
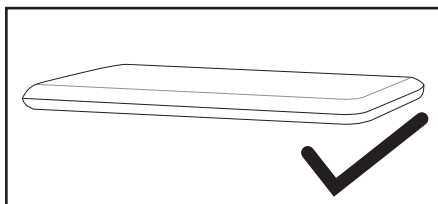
15

F x 1  T25	Y x 1  T25	Z x 1  T25	
---	---	---	--

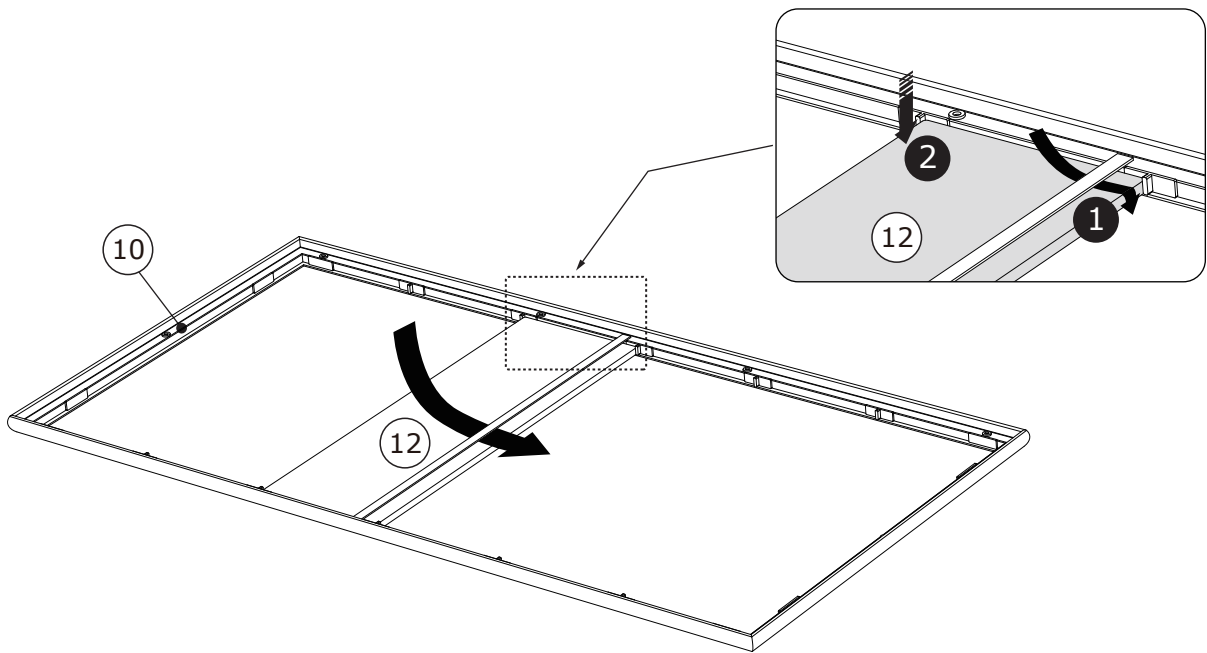


16

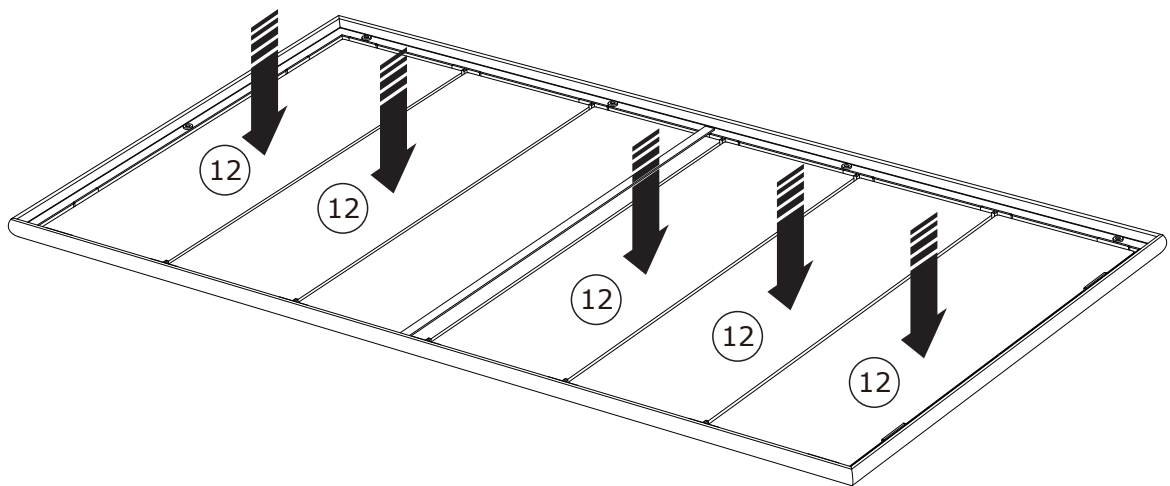
G x 2  M13	
---	--



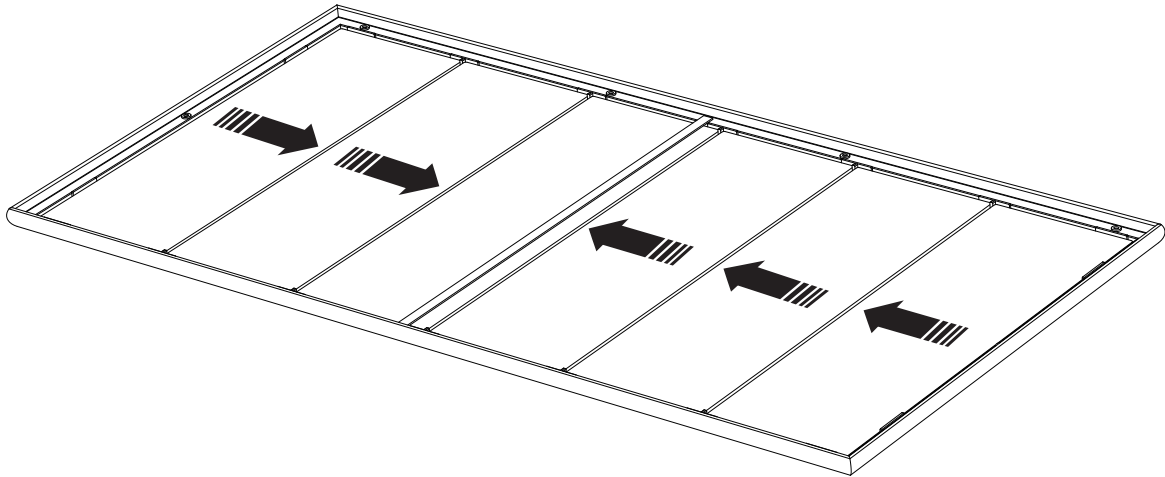
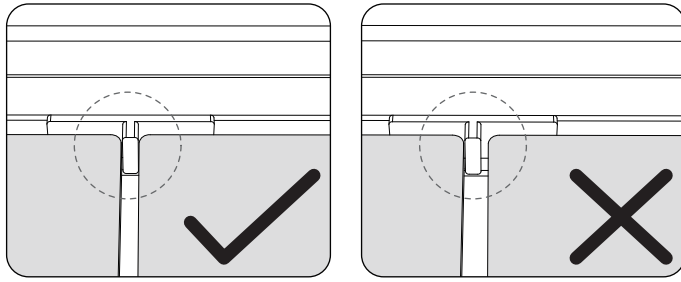
17



18

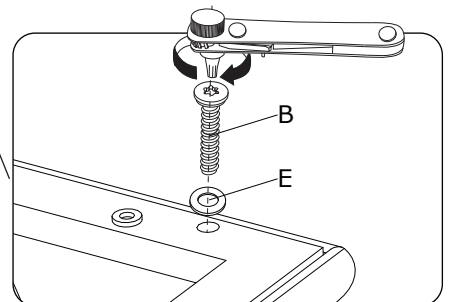
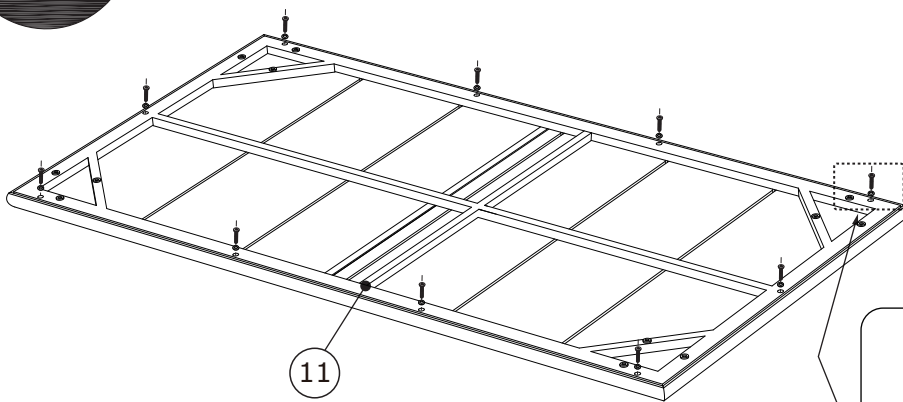
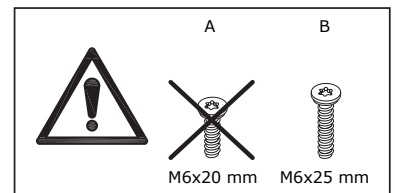



19








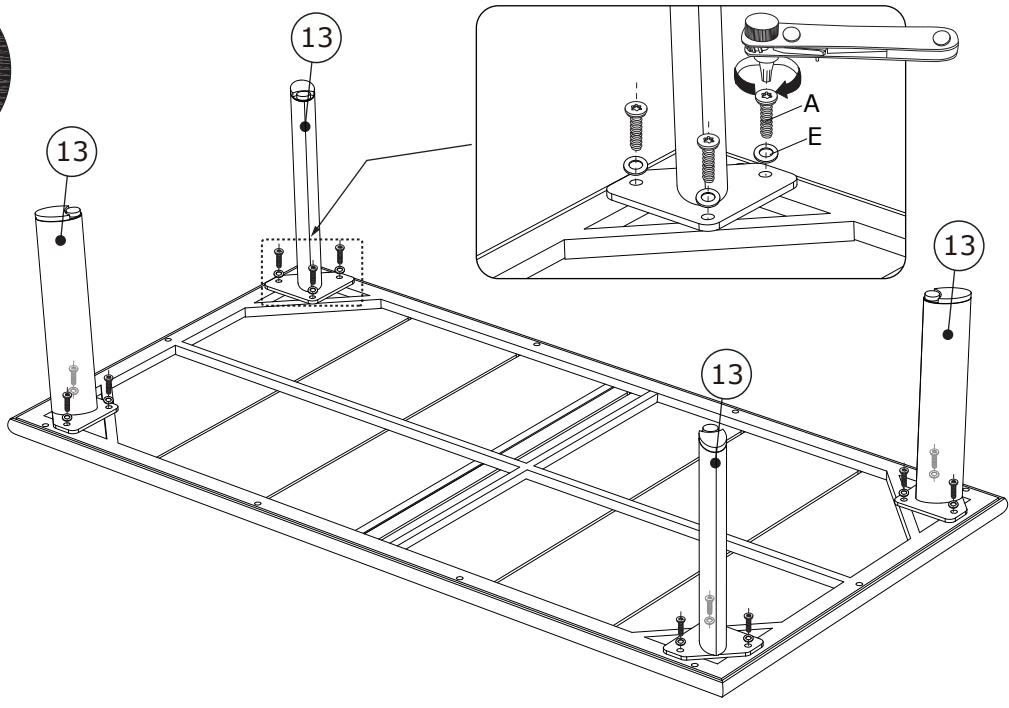
20

B x 10 M6x25 mm	E x 10 Ø6/Ø14 mm	F x 1 T25	Y x 1 T25	Z x 1 T25	
------------------------	-------------------------	------------------	------------------	------------------	--

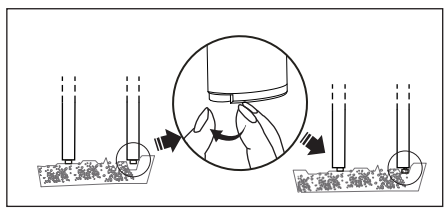
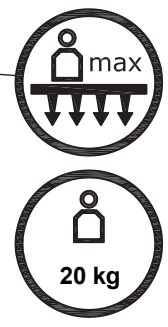
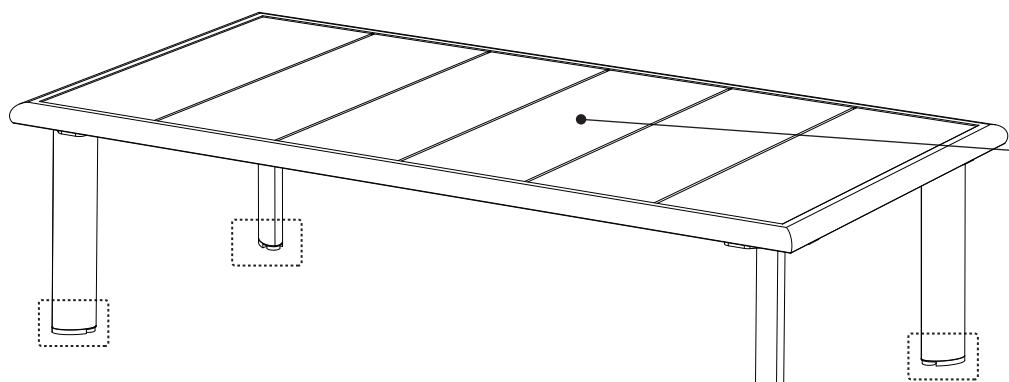


21

<p>A x 12</p>  <p>M6x20 mm</p>	<p>E x 12</p>  <p>Ø6/Ø14 mm</p>	<p>F x 1</p>  <p>T25</p>	<p>Y x 1</p>  <p>T25</p>	<p>Z x 1</p>  <p>T25</p>	
---	--	---	---	---	--



22



SIA "Do It", Biķeru iela 4,
 Ulbroka, Stopiņu pagasts,
 Ropažu novads, LV-1079,
 Latvija; info@doit.lv